

Scaled data based on original data using  
LM-79-08 Approved Method: Electrical and Photometric Measurements of Solid-  
State Lighting Products

Test Report Prepared for  
Cooper Lighting Solutions  
(formerly Eaton)

Brand: INVUE

Report Number: P676384

Luminaire Tested: **CCW-SA-2E-722-U-T3-HSS**

Issue Date: 04/25/2023



**Test Information**

Test Method: LM-79-08  
Report Number: P676384  
Test Lab: INNOVATION CENTER(G1)  
Issue Date: 04/25/2023  
Manufacturer: COOPER LIGHTING SOLUTIONS (FORMERLY EATON)  
Product Line: INVUE  
Catalog Number: CCW-SA-2E-722-U-T3-HSS  
Description: INVUE CLEAR CURVE Wall Pack MOUNT Light Square Luminaire @1050mA w/  
T3 distribution lens and House Side Shield  
Light Source: (32) 2200K CCT, 70 CRI LEDs  
Ballast/Driver: ELECTRONIC DRIVER

**Summary**

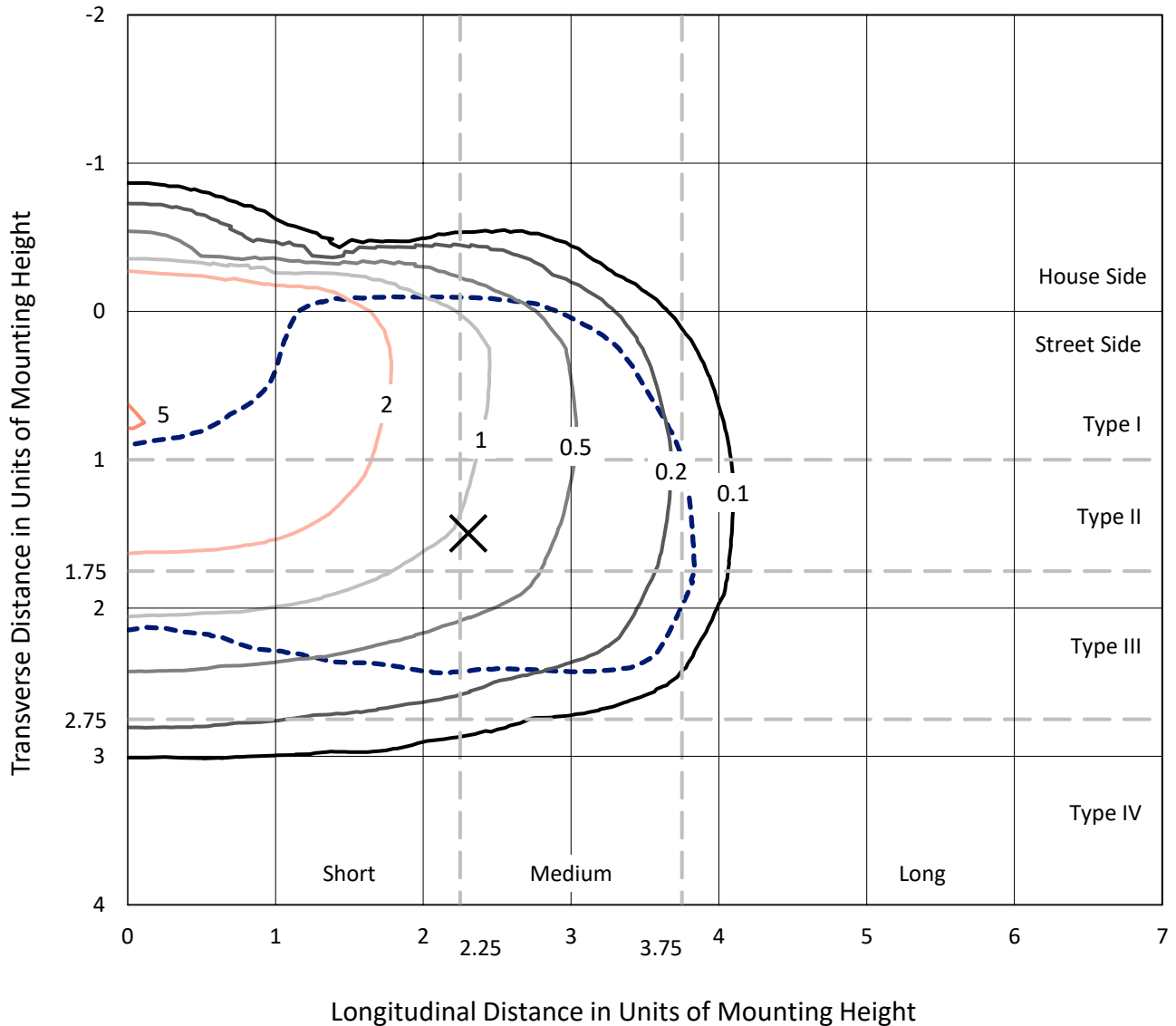
Lumens per Lamp: N/A  
Luminaire Lumens: 7255.7 lumens  
Efficiency: N/A  
Efficacy: 68.1 lumens/watt  
Luminous Opening: Rectangular (W 1' x L: 1' x H: 0')  
IES Classification: Type III - Medium  
BUG Rating: B1 - U0 - G2

Input Watts (W): 106.6  
Input Voltage (V): 120  
Input Current (A<sub>in</sub>): NR  
Voltage Rise (V): NR  
Power Factor: NR  
Total Harmonic Distortion (THDi): NR  
Frequency (hertz): 60  
Stabilization Time: NR  
Operation Time: NR  
Ambient Temperature (°C): NR  
Test Distance: 25 FT

REPORT NUMBER: P676384  
 CATALOG NUMBER: CCW-SA-2E-722-U-T3-HSS

### Iso-Footcandle Lines of Horizontal Illumination

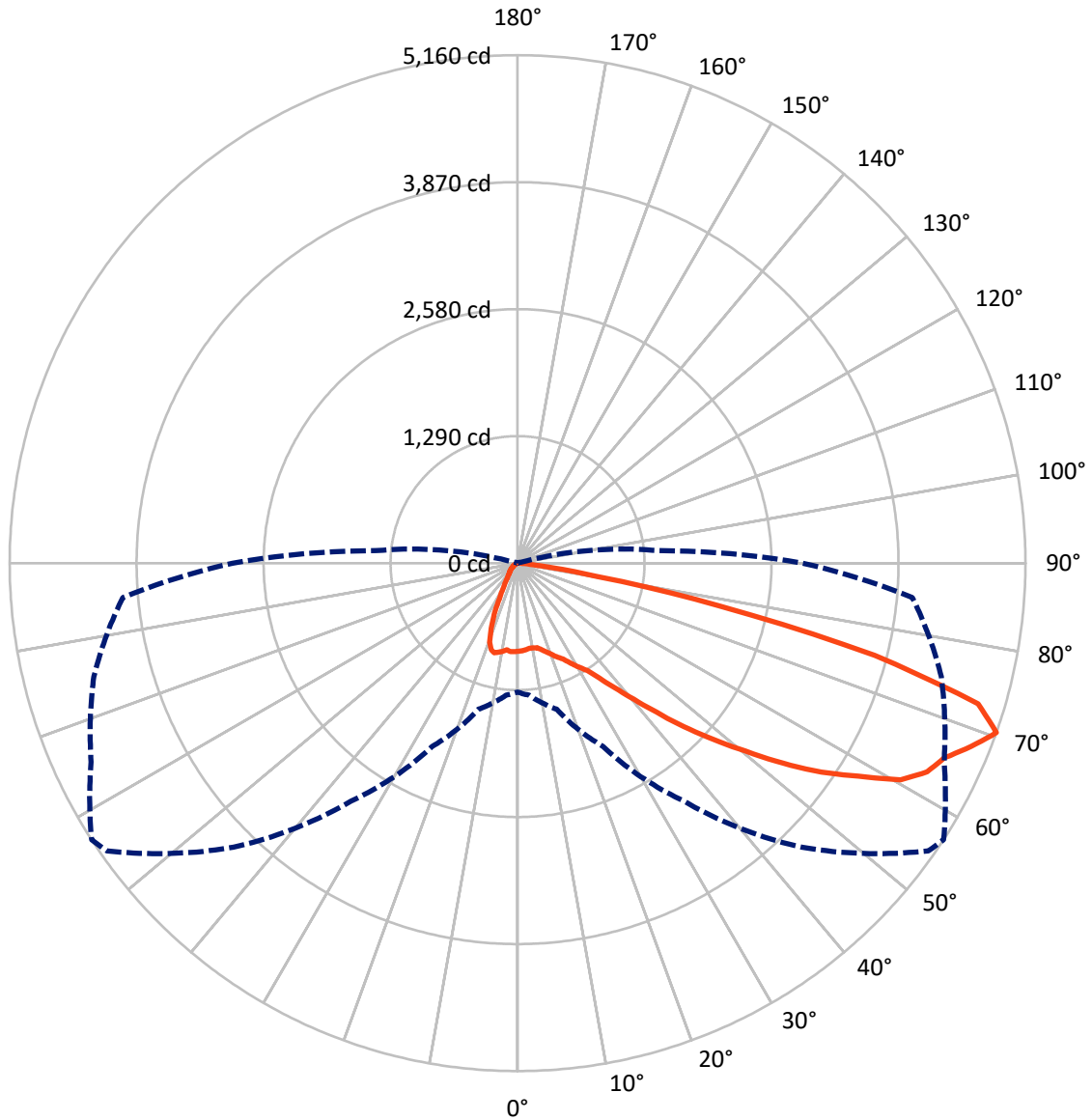
× Max cd  
 - - - 1/2 Max cd



Based on 15 foot mounting height. Maximum calculated value = 5.1 fc  
 Type III - Medium - N/A

REPORT NUMBER: P676384  
CATALOG NUMBER: CCW-SA-2E-722-U-T3-HSS

### Luminous Intensity Polar Plot



— Vertical Plane Through 57-Deg Lateral      - - - Horizontal Cone Through 70-Deg Vertical

REPORT NUMBER: P676384

CATALOG NUMBER: CCW-SA-2E-722-U-T3-HSS

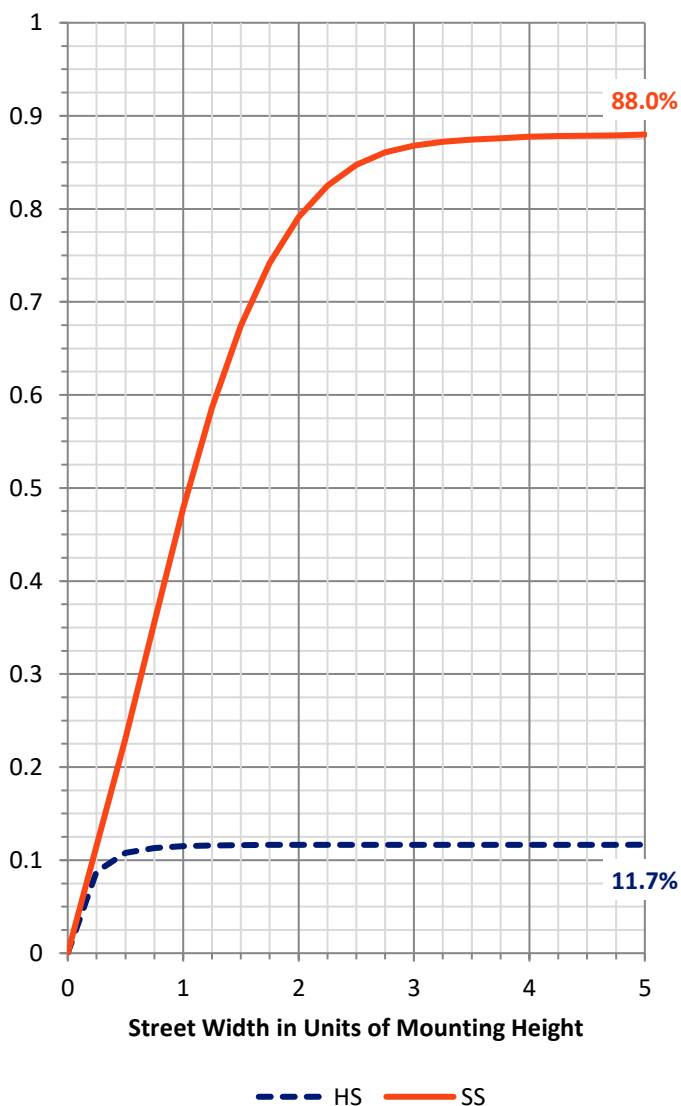
**FLUX DISTRIBUTION:**

		Downward	Upward	Total
<b>House Side</b>	Lumens	855.2	0.0	855.2
	% Fixture	11.8	0.0	11.8
<b>Street Side</b>	Lumens	6400.4	0.0	6400.4
	% Fixture	88.2	0.0	88.2
<b>Total</b>	Lumens	7255.7	0.0	7255.7
	% Fixture	100.0	0.0	100.0

**Coefficient of Utilization**

**ZONAL LUMENS:**

Zone	Lumens	% Fixture
0°-10°	83.7	1.2
10°-20°	233.9	3.2
20°-30°	394.0	5.4
30°-40°	674.3	9.3
40°-50°	1132.3	15.6
50°-60°	1738.0	24.0
60°-70°	2006.6	27.7
70°-80°	947.9	13.1
80°-90°	45.0	0.6
90°-100°	0.0	0.0
100°-110°	0.0	0.0
110°-120°	0.0	0.0
120°-130°	0.0	0.0
130°-140°	0.0	0.0
140°-150°	0.0	0.0
150°-160°	0.0	0.0
160°-170°	0.0	0.0
170°-180°	0.0	0.0
0°-90°	7255.7	100.0
0°-180°	7255.7	100.0



REPORT NUMBER: P676384

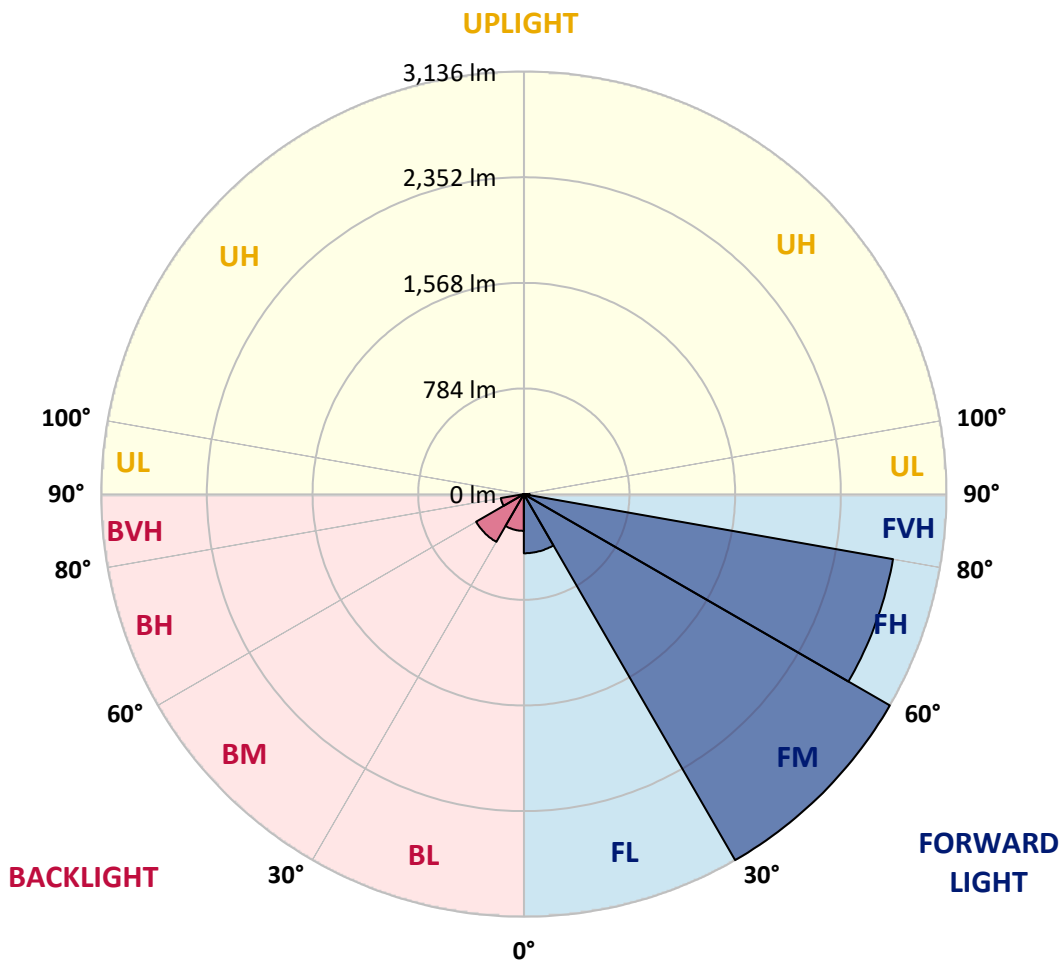
CATALOG NUMBER: CCW-SA-2E-722-U-T3-HSS

**LUMINAIRE CLASSIFICATION SYSTEM LUMEN TABLE AND BUG RATING:**

Zone	Lumens	% Fixture	Zone Rating/Lumen Limit		
			B	U	G
FL (0°-30°)	439.0	6.0			
FM (30°-60°)	3135.8	43.2			
FH (60°-80°)	2781.5	38.3			G2/5000
FVH (80°-90°)	44.2	0.6			G1/100
BL (0°-30°)	272.6	3.8	B1/500		
BM (30°-60°)	408.8	5.6	B1/1000		
BH (60°-80°)	173.0	2.4	B1/500		G1/500
BVH (80°-90°)	0.8	0.0			G0/10
UL (90°-100°)	0.0	0.0		U0/0	
UH (100°-180°)	0.0	0.0		U0/0	

**BUG Rating: B1-U0-G2**

Type III Medium





REPORT NUMBER: P676384

CATALOG NUMBER: CCW-SA-2E-722-U-T3-HSS

**CANDELA DISTRIBUTION (FULL):**

	0°	5°	15°	25°	35°	45°	55°	57°	65°	75°	85°
0°	895.3	895.3	895.3	895.3	895.3	895.3	895.3	895.3	895.3	895.3	895.3
2.5°	882.3	876.7	882.3	889.7	882.3	887.8	886.0	891.5	884.1	884.1	889.7
5°	824.8	834.1	837.8	847.1	856.3	873.0	884.1	884.1	895.3	900.8	908.2
7.5°	804.4	789.6	804.4	811.8	821.1	848.9	865.6	873.0	887.8	908.2	919.4
10°	774.8	785.9	785.9	810.0	823.0	839.7	869.3	874.9	908.2	928.6	939.7
12.5°	772.9	772.9	782.2	798.9	824.8	856.3	893.4	882.3	917.5	954.6	973.1
15°	778.5	791.5	791.5	813.7	834.1	878.6	910.1	911.9	962.0	999.1	1015.7
17.5°	802.6	797.0	804.4	817.4	848.9	891.5	943.4	949.0	1006.5	1056.5	1080.6
20°	852.6	861.9	850.8	843.4	856.3	911.9	978.7	989.8	1054.7	1102.9	1126.9
22.5°	1039.8	1032.4	987.9	936.0	913.8	939.7	1012.0	1038.0	1114.0	1171.4	1191.8
25°	1251.1	1238.2	1186.3	1108.4	1006.5	995.3	1078.8	1078.8	1188.1	1251.1	1245.6
27.5°	1451.3	1447.6	1386.4	1304.9	1160.3	1080.6	1132.5	1152.9	1271.5	1323.4	1299.3
30°	1655.2	1658.9	1603.3	1505.1	1353.1	1217.8	1208.5	1225.2	1334.5	1416.1	1366.1
32.5°	1892.5	1859.1	1820.2	1684.9	1545.8	1393.9	1306.7	1299.3	1405.0	1479.1	1412.4
35°	2103.8	2083.4	2040.7	1918.4	1759.0	1577.4	1455.0	1436.5	1493.9	1592.2	1519.9
37.5°	2289.1	2268.7	2213.1	2131.6	2007.4	1805.3	1633.0	1605.2	1629.3	1733.1	1645.9
40°	2448.5	2454.1	2439.2	2359.5	2244.6	2061.1	1862.8	1818.3	1797.9	1890.6	1792.4
42.5°	2563.4	2617.2	2620.9	2522.7	2430.0	2329.9	2107.5	2072.2	2024.1	2101.9	2033.3
45°	2804.4	2774.7	2793.3	2758.1	2656.1	2641.3	2389.2	2368.8	2302.1	2328.0	2255.7
47.5°	2993.5	2987.9	3023.1	2965.7	2937.8	2939.7	2709.9	2674.6	2580.1	2628.3	2546.8
50°	3102.8	3073.2	3201.0	3245.5	3240.0	3262.2	3034.2	3004.6	2913.8	2984.2	2810.0
52.5°	3128.8	3182.5	3303.0	3464.3	3532.8	3579.2	3388.3	3377.1	3278.9	3323.4	3082.4
55°	3193.6	3245.5	3316.0	3581.0	3835.0	3846.1	3736.7	3747.8	3660.7	3649.6	3341.9
57.5°	3191.8	3180.7	3375.3	3683.0	4035.1	4194.5	4135.2	4081.5	3986.9	3877.6	3508.7
60°	3075.0	3069.4	3271.5	3695.9	4144.5	4509.6	4533.7	4470.7	4233.5	4072.2	3705.2
62.5°	2843.3	2865.6	3069.4	3584.7	4248.3	4622.7	4711.7	4669.0	4374.3	4202.0	3936.9
65°	2578.3	2531.9	2769.2	3306.7	4014.8	4589.3	4782.1	4767.3	4541.2	4342.8	4150.1
67.5°	2068.5	2088.9	2270.6	2845.2	3616.2	4467.0	4947.1	4969.3	4674.6	4467.0	4214.9
70°	1310.4	1347.5	1536.6	2055.6	2952.7	4081.5	5095.4	5160.2	4780.3	4455.9	4025.9
72.5°	381.8	396.7	654.3	1025.0	1881.3	3273.3	4858.1	4891.5	4574.5	4044.4	3113.9
75°	126.0	133.5	192.8	333.6	737.7	1692.3	3588.4	3746.0	3640.3	2932.3	1781.2
77.5°	83.4	87.1	105.7	159.4	279.9	530.1	1924.0	2092.6	2051.9	1373.5	574.6
80°	61.2	63.0	77.8	107.5	170.5	190.9	709.9	821.1	793.3	315.1	114.9
82.5°	38.9	38.9	57.5	76.0	107.5	94.5	205.7	228.0	222.4	120.5	44.5
85°	25.9	27.8	42.6	59.3	59.3	44.5	59.3	68.6	74.1	64.9	20.4
87.5°	7.4	9.3	24.1	40.8	24.1	22.2	20.4	22.2	25.9	35.2	11.1
90°	0.0	0.0	0.0	0.0	0.0	0.0	0.0	0.0	0.0	0.0	0.0



REPORT NUMBER: P676384  
 CATALOG NUMBER: CCW-SA-2E-722-U-T3-HSS

**CANDELA DISTRIBUTION (continued):**

	90°	95°	105°	115°	125°	135°	145°	155°	165°	175°	180°
0°	895.3	895.3	895.3	895.3	895.3	895.3	895.3	895.3	895.3	895.3	895.3
2.5°	895.3	902.7	900.8	904.5	899.0	893.4	899.0	899.0	899.0	893.4	889.7
5°	902.7	899.0	902.7	895.3	902.7	895.3	891.5	880.4	878.6	878.6	886.0
7.5°	913.8	917.5	900.8	900.8	884.1	887.8	878.6	880.4	876.7	871.2	867.5
10°	930.5	945.3	928.6	923.1	904.5	889.7	867.5	856.3	856.3	848.9	856.3
12.5°	976.8	971.3	962.0	943.4	921.2	891.5	837.8	784.0	739.6	706.2	722.9
15°	1013.9	1012.0	999.1	963.8	934.2	843.4	708.0	569.0	494.9	461.5	456.0
17.5°	1071.3	1065.8	1043.5	997.2	899.0	698.8	485.6	368.9	296.6	279.9	274.3
20°	1125.1	1123.2	1075.0	1015.7	810.0	509.7	317.0	242.8	222.4	224.3	220.6
22.5°	1182.6	1173.3	1115.8	993.5	645.0	339.2	226.1	216.9	209.4	207.6	211.3
25°	1247.4	1214.1	1156.6	943.4	474.5	233.5	213.2	205.7	198.3	196.5	196.5
27.5°	1273.4	1251.1	1175.1	823.0	300.3	203.9	200.2	190.9	181.6	176.1	174.2
30°	1332.7	1295.6	1193.7	646.9	213.2	187.2	181.6	170.5	157.6	148.3	148.3
32.5°	1392.0	1347.5	1195.5	452.3	177.9	168.7	159.4	144.6	127.9	118.6	120.5
35°	1466.1	1405.0	1175.1	292.9	159.4	148.3	129.7	113.1	98.2	90.8	90.8
37.5°	1592.2	1534.7	1091.7	192.8	144.6	126.0	107.5	89.0	76.0	70.4	70.4
40°	1751.6	1677.4	976.8	152.0	127.9	107.5	85.3	68.6	61.2	55.6	55.6
42.5°	1942.5	1849.8	806.3	135.3	113.1	89.0	66.7	53.8	46.3	46.3	44.5
45°	2133.4	1981.4	632.1	124.2	100.1	74.1	51.9	42.6	38.9	37.1	37.1
47.5°	2405.9	2140.8	452.3	113.1	87.1	57.5	42.6	35.2	31.5	29.7	31.5
50°	2667.2	2291.0	320.7	101.9	72.3	46.3	35.2	31.5	27.8	25.9	25.9
52.5°	2897.1	2394.8	224.3	89.0	61.2	38.9	31.5	27.8	25.9	24.1	24.1
55°	3023.1	2359.5	153.8	76.0	50.0	33.4	27.8	24.1	22.2	20.4	20.4
57.5°	3152.9	2261.3	116.8	63.0	40.8	31.5	25.9	22.2	20.4	18.5	18.5
60°	3262.2	2189.0	90.8	50.0	33.4	25.9	22.2	18.5	16.7	14.8	13.0
62.5°	3267.8	2044.4	66.7	37.1	25.9	22.2	18.5	14.8	9.3	7.4	5.6
65°	3290.0	1892.5	48.2	27.8	18.5	16.7	13.0	7.4	3.7	0.0	0.0
67.5°	3212.2	1712.7	38.9	20.4	13.0	9.3	5.6	1.9	0.0	0.0	0.0
70°	2895.2	1445.8	29.7	14.8	9.3	5.6	1.9	0.0	0.0	0.0	0.0
72.5°	2072.2	939.7	20.4	11.1	3.7	1.9	0.0	0.0	0.0	0.0	0.0
75°	1104.7	400.4	14.8	7.4	1.9	0.0	0.0	0.0	0.0	0.0	0.0
77.5°	346.6	101.9	9.3	3.7	1.9	0.0	0.0	0.0	0.0	0.0	0.0
80°	76.0	27.8	5.6	1.9	0.0	0.0	0.0	0.0	0.0	0.0	0.0
82.5°	25.9	11.1	3.7	0.0	0.0	0.0	0.0	0.0	0.0	0.0	0.0
85°	9.3	3.7	1.9	0.0	0.0	0.0	0.0	0.0	0.0	0.0	0.0
87.5°	3.7	1.9	1.9	0.0	0.0	0.0	0.0	0.0	0.0	0.0	0.0
90°	0.0	0.0	0.0	0.0	0.0	0.0	0.0	0.0	0.0	0.0	0.0

(END OF REPORT)